

Recall and Resentence Recommendation Program Summary Dashboard

Data as of 07/31/2019

Referrals Breakdown by Category



Note: Categories "Drug Enhancements" and "vs. Alvarez" are not listed since there are no instances of them at this time

Recall and Resentence Recommendation Program Summary Dashboard

Data as of 07/31/2019

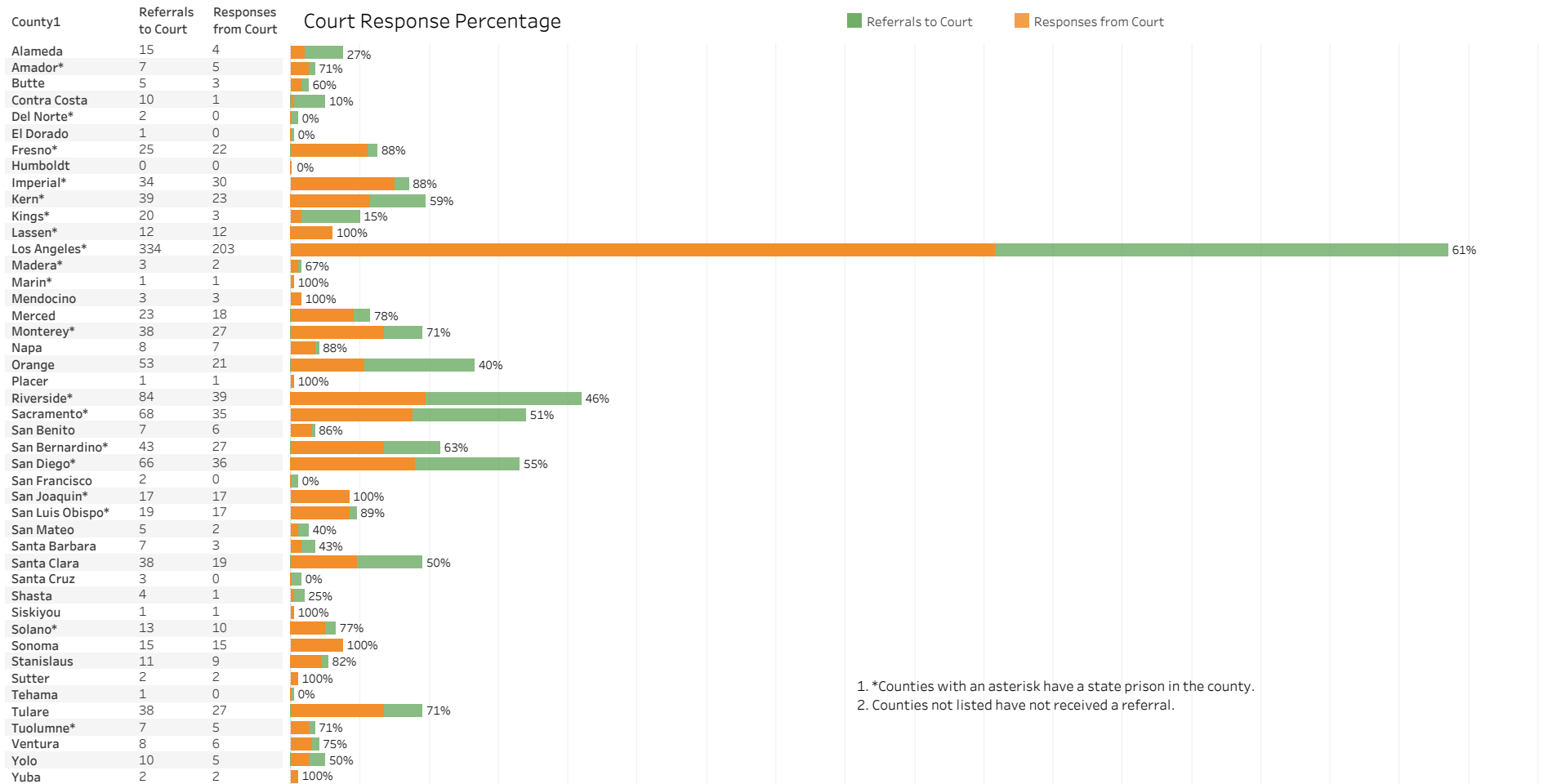
Number of Referrals to Court by Category, Cohort, and County

County1	Exceptional Conduct	Law Enforcement Agency	Retro Changes in Law		Sentencing Discrepancies							Grand Total
	Exceptional Conduct	Law Enforcement Agency	667(a) Prior Prison	Gun Enhancements	vs. Gonzalez	vs. Le	vs. Lopez	vs. McCart	vs. Rodriguez	vs. Cook	vs. Manfredi	
Alameda	3	1	2	5	1		1		2			15
Amador*	1							6				7
Butte			1	1		2					1	5
Contra Costa	0		3	1	1	3				2		10
Del Norte*								2				2
El Dorado	0										1	1
Fresno*	2		1	4	6	2		2	6		2	25
Imperial*			1					33				34
Kern*	4		2	1	6	7		13	4	2		39
Kings*			0		9		1	10				20
Lassen*								12				12
Los Angeles*	35		37	35	103	55	2	9	53		4	333
Madera*	1				1			1				3
Marin*	1											1
Mendocino					2						1	3
Merced			0	1	14	2	1		5			23
Monterey*	3	1		1	11	1		11	9		1	38
Napa			1		6	1						8
Orange	4		9	13	16	7	1		2			52
Placer	1											1
Riverside*	2		7	12	38	5	2	2	13		3	84
Sacramento*	10		3	11	16	10		9	7		2	68
San Benito	1				5				1			7
San Bernardino*	3		7	3	5	4	1	19	1			43
San Diego*	12		11	5	12	7		5	8	3	3	66
San Joaquin*	2		0	1	4	1		3	4		2	17
San Luis Obispo*					1	1		16			1	19
San Mateo	1		1		2				1			5
Santa Barbara	2		3	1	1							7
Santa Clara	2		2	3	16	3	1		10		1	38
Santa Cruz			1		2							3
Shasta	2		1								1	4
Siskiyou					1							1
Solano*	0		1	3	3			3	2	1		13
Sonoma	1			2	6	1			5			15
Stanislaus			1		7	1			2			11
Sutter					1	1						2
Tehama				1								1
Tulare	1		4	2	19	4			8			38
Tuolumne*	2							4		1		7
Ventura			1		3				3		1	8
Yolo			1	1	6	1			1			10
Yuba					2							2
Grand Total	96	2	101	107	326	119	10	160	149	7	24	1,101

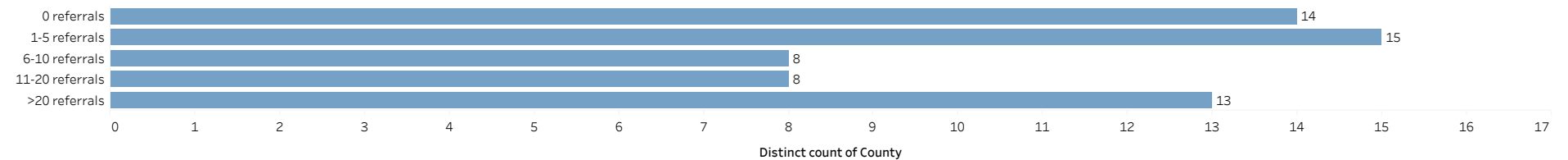
Recall and Resentence Recommendation Program Summary Dashboard

Data as of 07/31/2019

Responses from Court by County



Number of Counties by Number of Referrals to Court

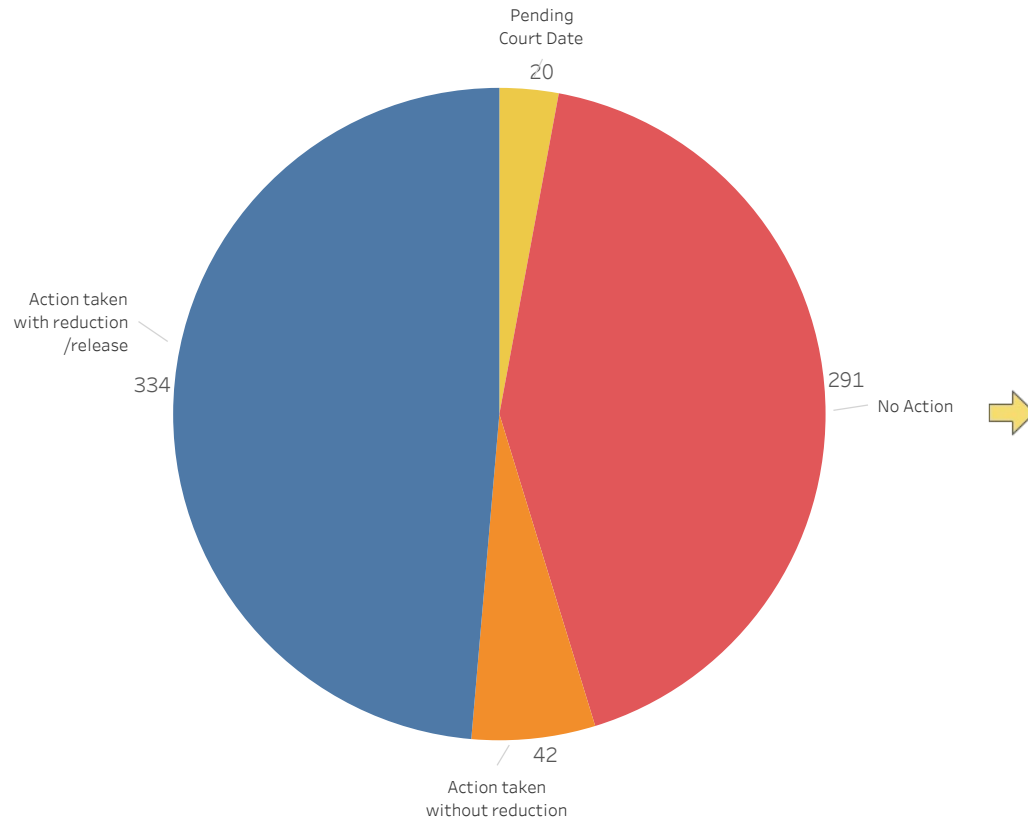


Recall and Resentence Recommendation Program Summary Dashboard

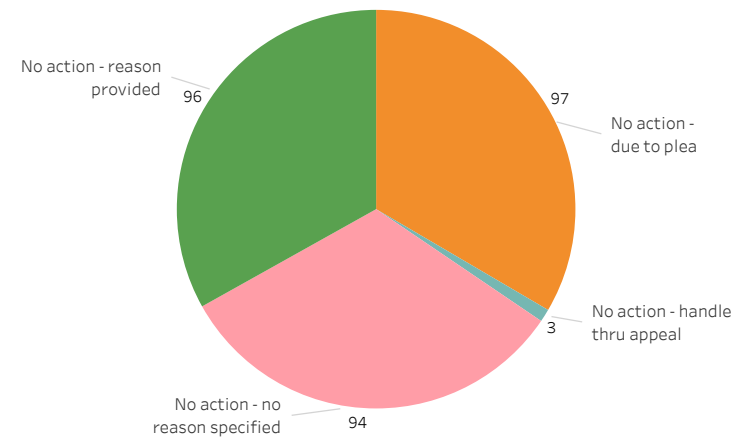
Data as of 07/31/2019

Court Responses

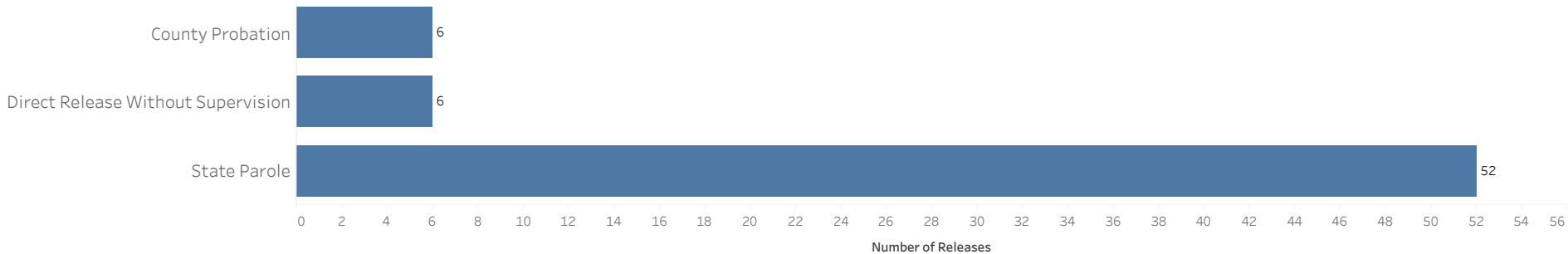
Court Response Type



Breakout of "No Action"



Resentencing Hearing Resulting in Immediate Release by Type of Supervision



Recall and Resentence Recommendation Program Summary Dashboard

Data as of 07/31/2019

Referrals to Court	Court Responses	Number of Reductions	Overall Avg. Reduction	Avg. Reduction for Determinate Sentenced	Avg. Reduction for Indeterminate Sentenced	Overall Years Reduced
1,105	670	336	1,316 Days	1,106 Days	1,804 Days	1,211

Court Referrals and Responses by Month

